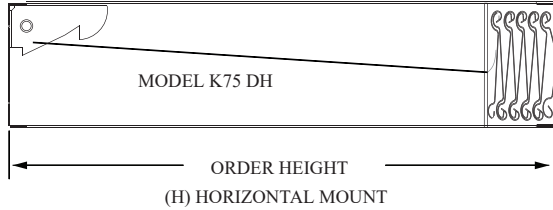




MODEL K75 TYPE D (THINLINE)

UL CLASSIFIED 1-1/2 HOURS RATING



APPLICATION

MODEL K75-D is approved for use in walls, floors and partitions with fire resistance ratings less than 3 hours.

STANDARD CONSTRUCTION

FRAME

2" (51mm) maximum x 22 (0.85mm) gauge galvanized steel channel.

BLADES

22 (0.85mm) gauge galvanized steel curtain type in the air stream.

FINISH

Mill.

CLOSURE SPRINGS

301 stainless steel spring.

FUSIBLE LINK

Standard 165° F (74°C). Others available.

MOUNTING

Vertical or horizontal.

MINIMUM SIZE

Vertical installation :
4"W x 4"H (100 x 100mm).

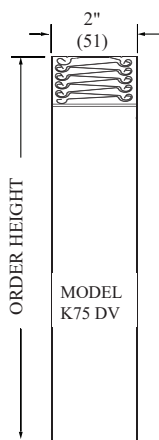
Horizontal installation:
4"W x 4"H. (100 x 100mm).

MAXIMUM SIZE

Single section

Vertical installation:
48" W x 49" H. (1219 x 1245mm)

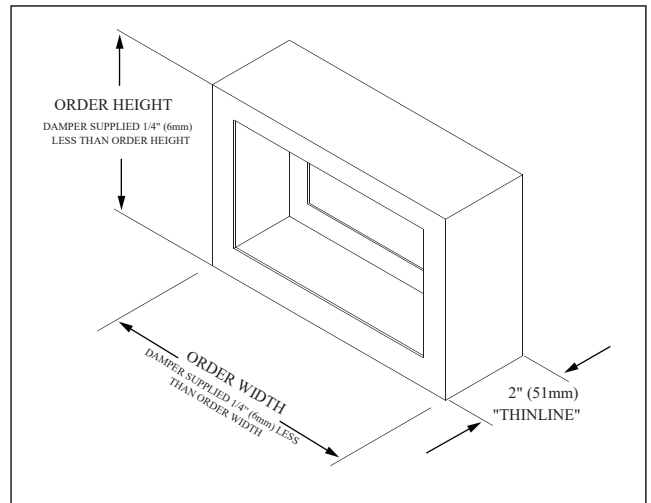
Horizontal installation:
41" W x 36" H. (1041 x 914mm)



(V) VERTICAL MOUNT

FEATURES

- *Slim profile design for minimum clearance applications.
- *Each damper is marked with a 1-1/2 hours UL 555 classified fire damper label.
- *Meets all UL and NFPA criteria for primary fire dampers in walls and floors with fire resistance ratings of less than 3 hours.



VARIATION.

All UL Classified fire dampers must be fabricated in accordance with UL procedures. Available variation are limited to those incorporated in the approved procedures. Approved variations available at additional cost are :

*Factory furnished sleeves.

Sleeves are available in 10 (3mm) through 20 (1mm) gauge steel and in lengths required for the specific application.

NOTES.

* Dampers furnished approximately 1/4"(6mm) smaller than given duct dimension

* Refer to the KBE Installation Instruction and supplements for complete installation details.

