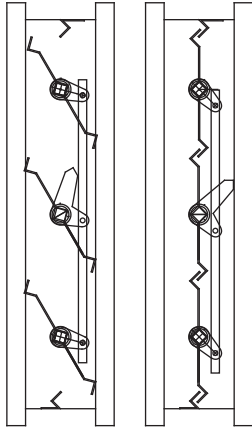




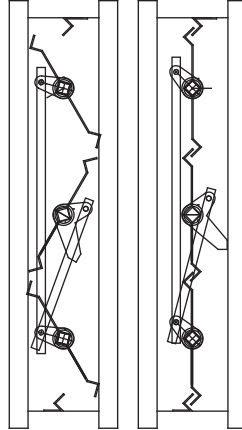
# AIR CONTROL DAMPER

## MODEL KACLO12 or 22

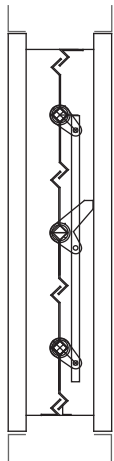
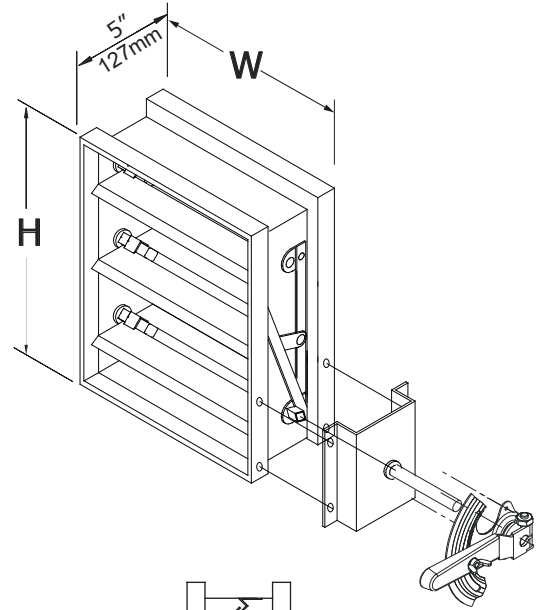
### DETAILS



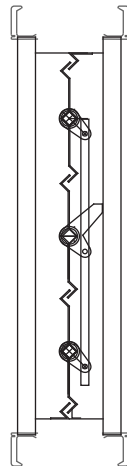
Parallel Blades



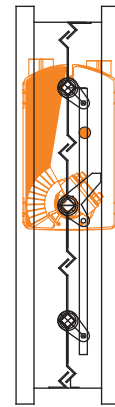
Opposed Blades



Duct Flanges 35mm



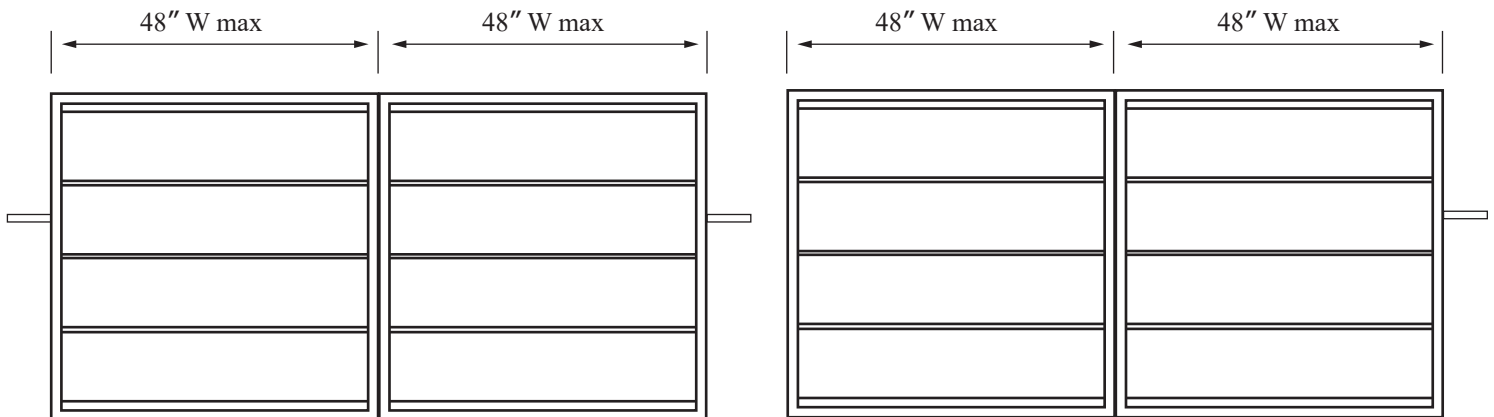
Duct Mate Flanges 35mm



Motorized Damper

### Multi-Section Assembly

Dampers larger than maximum single section size, will be made up of multiple equal sections. Sections to be assembled on site (as standard) by sheet metal screw or #10 bolts & nuts with hand-quadrant on each side of the damper. Damper can be factory assembled with single side hand-quadrant as optional with limited assembly of 2 sections --limitation is required to avoid damage during transportation-- unless assembled with factory mounted sleeve.



Standard 2 sections assembly  
with Hand-quadrant (or Motor) on each side

Optional 2 sections assembly  
with Hand-quadrant (or Motor) on 1 side